



UL, ULC Listed; FM
and CSFM Approved*

Releasing System Peripherals

MAPNET II® or IDNet™ Communicating Devices;
Addressable Manual Stations for Releasing Applications

Features

Individually addressable manual fire alarm stations for releasing applications with:

- Power and data supplied via MAPNET II or IDNet addressable communications using a single wire pair**
- Operation that complies with ADA requirements
- Pull lever that protrudes when alarmed
- Break-rod supplied (use is optional)
- Dual action push and pull operation
- Label kit provides for six varieties of releasing applications (ordered separately)

Compatible with:

- Simplex® 4010/4100/4120/4020 fire alarm control panels equipped with either IDNet or MAPNET II communications

Compact construction:

- Electronics module enclosure minimizes dust infiltration
- Allows mounting in standard electrical boxes
- Screw terminals for wiring connections

Tamper resistant reset key lock

- Locks are keyed the same as Simplex fire alarm cabinets

Multiple mounting options:

- Surface or semi-flush with standard boxes or matching Simplex boxes
- Flush mount adapter kit
- Adapters are available for retrofitting to commonly available existing boxes

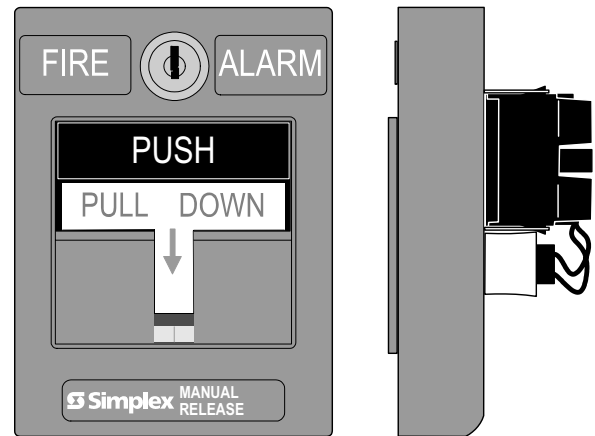
UL listed to Standard 38

Description

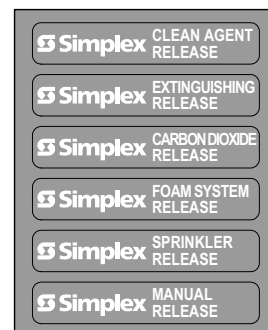
These 4099 series addressable manual stations combine the familiar Simplex housing with a compact communication module providing easy installation for releasing applications. The integral individual addressable module (IAM) monitors status and communicates changes to the connected control panel via MAPNET II or IDNet communications wiring.

A blank area on the front of the station allows the selection of a label to match the specific releasing application (label kit is ordered separately). (Refer to data sheet S4099-0001 for standard Simplex addressable manual stations.)

* This product has been approved by the California State Fire Marshal (CSFM) pursuant to Section 13144.1 of the California Health and Safety Code. See CSFM Listing 7150-0026:224 for allowable values and/or conditions concerning material presented in this document. It is subject to re-examination, revision, and possible cancellation. This product was not approved by MEA (NYC) as of document revision date. Additional listings may be applicable; contact your local Simplex product supplier for the latest status. Listings and approvals under Simplex Time Recorder Co. are the property of Tyco Safety Products Westminster.



4099-9012 Addressable Manual Station for Releasing Applications (front and side view)



Label Kit
4099-9802

Operation

Activation requires that a spring loaded interference plate (marked PUSH) be pushed back to access the station pull lever with a firm downward pull that activates the alarm switch. Completing the action breaks an internal plastic break-rod (visible below the pull lever, use is optional). The use of a break-rod can be a deterrent to vandalism without interfering with the minimum pull requirements needed for easy activation. The pull lever latches into the alarm position and remains extended out of the housing to provide a visible indication.

Station reset requires the use of a key to reset the manual station lever and deactivate the alarm switch. (If the break-rod is used, it must be replaced.)

Station testing is performed by physical activation of the pull lever. Electrical testing can be also performed by unlocking the station housing to activate the alarm switch.

** MAPNET II and IDNet addressable communications designs are protected by U.S. Patent No. 4,796,025.

Addressable Manual Station Product Selection

Addressable Manual Stations

Model	Description
4099-9012	Double action, Push operation, Addressable manual station; red housing with white letters and white pull lever; requires label kit 4099-9802
4099-9802	Label kit, white lettering on red background; select the label required for the specific releasing application; types include: Clean Agent, Extinguishing, Carbon Dioxide, Foam System, Sprinkler, and Manual

Accessories

Model	Description	Reference
2975-9178	Surface mount steel box, red	Refer to page 3 for dimensions
2975-9022	Cast aluminum surface mount box, red	
2099-9813	Semi-flush trim plate for double gang switch box, red	Typically for retrofit, refer to page 4
2099-9814	Surface trim plate for Wiremold box V5744-2, red	
2099-9819	Flush mount adapter kit, black	Refer to page 4 for details
2099-9820	Flush mount adapter kit, beige	
2099-9804	Replacement break-rod	

Specifications

Power and Communications	MAPNET II or IDNet, 1 address per station, up to 2500 ft (762 m) from fire alarm control panel, up to 10,000 ft (3048 m) total wiring distance (including T-Taps)
Address Means	Dipswitch, 8 position
Wire Connections	Screw terminal for in/out wiring, for 18 to 14 AWG wire Metric wire equivalents: 18 AWG = 0.82 mm ² ; 14 AWG = 2.08 mm ²
UL Listed Temperature Range	32° to 120° F (0° to 49° C) intended for indoor operation
Humidity Range	Up to 93% RH at 100° F (38° F)
Housing Color	Red with white raised lettering
Material	Housing and pull lever are Lexan® polycarbonate or equal
Pull Lever Color	White with red raised lettering
Housing Dimensions	5" H x 3-3/4" W x 1" D (127 mm x 95 mm x 25 mm)

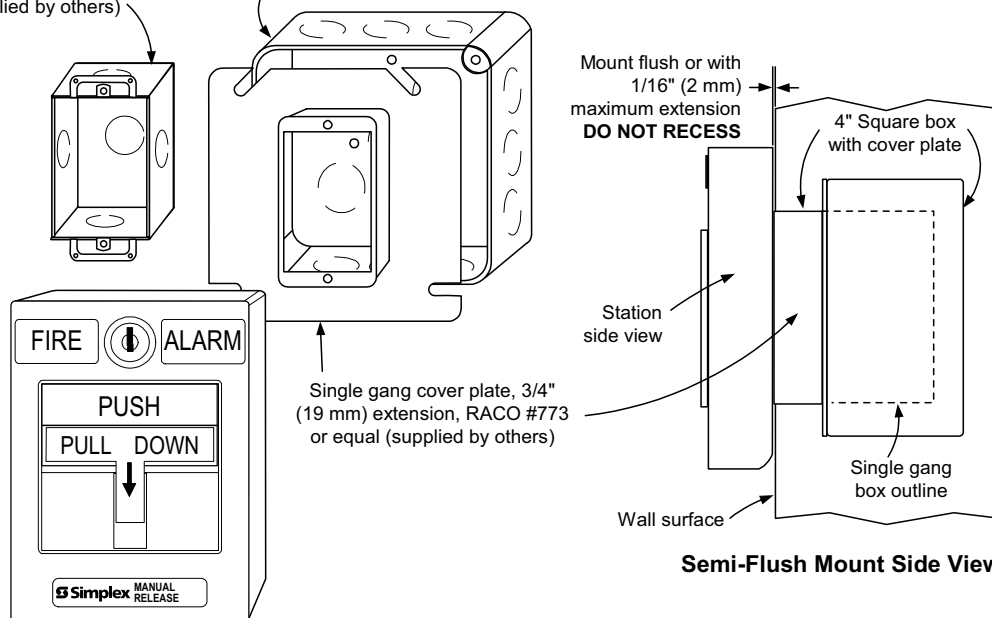
Addressable Manual Station Semi-Flush Mounting

Single Gang Box Mount

Single gang box, 2-1/2" deep (64 mm), RACO #500 or equal (supplied by others)

4" Square Box Mount

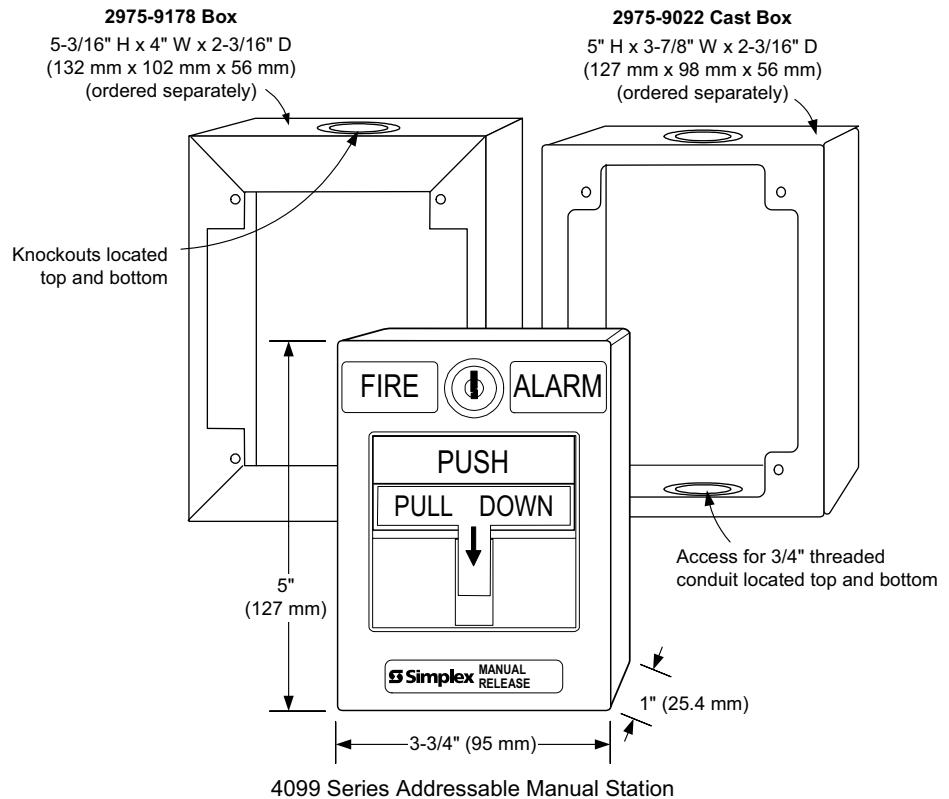
4" (102 mm) square box, 2-1/8" (54 mm) minimum depth, RACO #231 or equal (supplied by others)



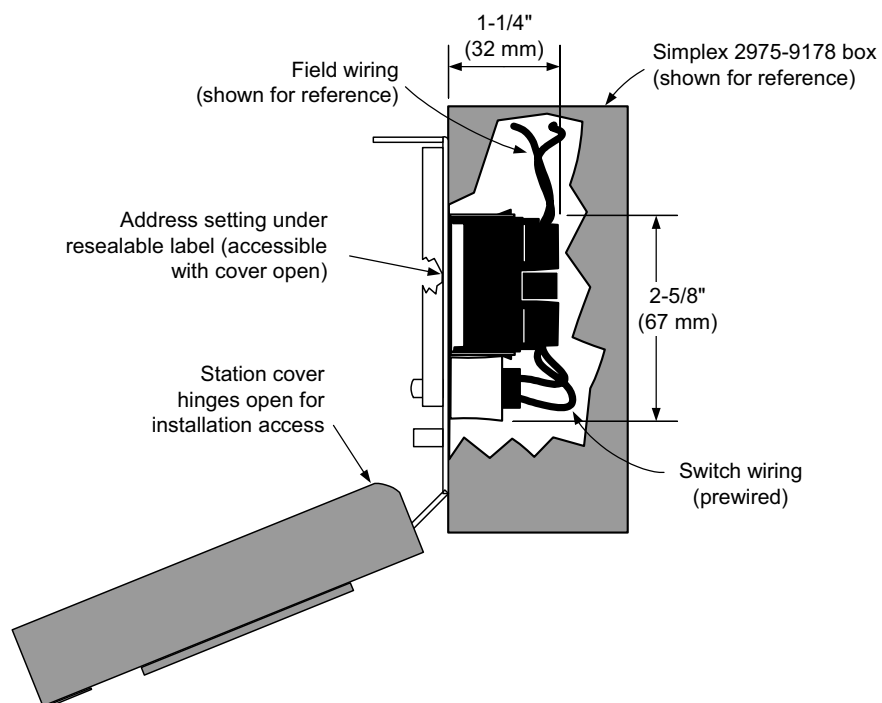
Addressable Manual Stations Surface Mounting

Preferred Mounting. For surface mounting of these addressable manual stations, the preferred electrical boxes are shown in the illustration to the right.

Additional Mounting Reference. Refer to page 4 for Wiremold box mounting compatibility.

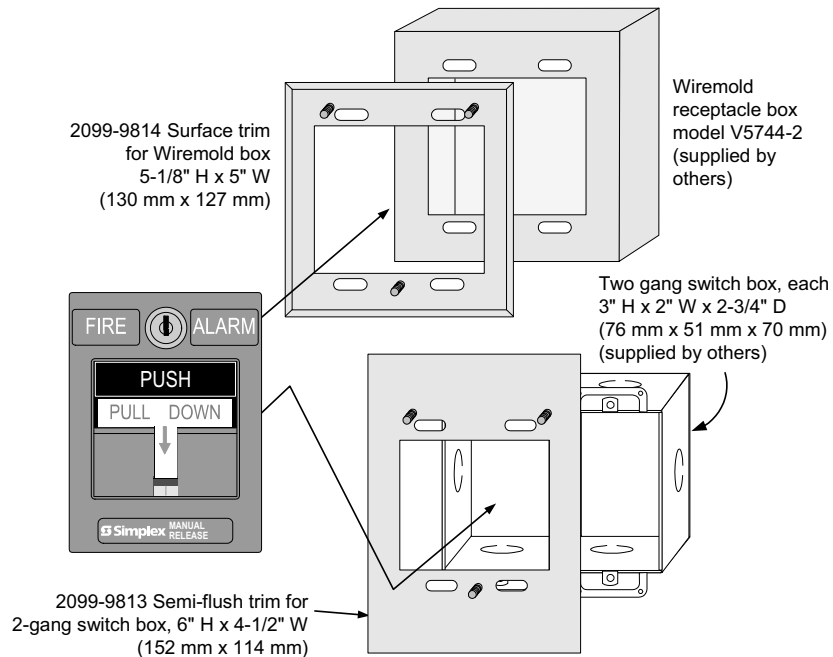


Surface Mount Side View with Internal Detail

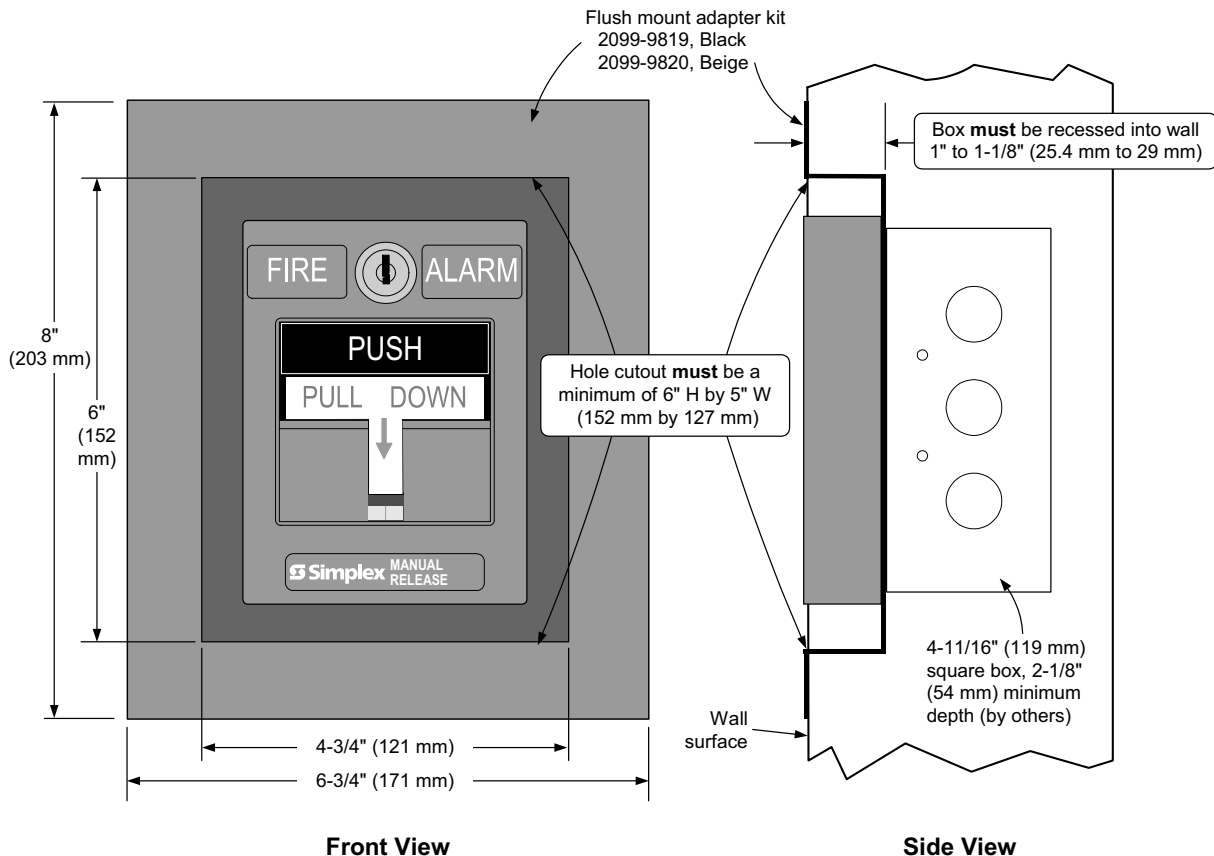


Addressable Manual Station, Additional Mounting Information

For retrofit and new installations, additional compatible mounting boxes and the required adapter plates are shown in the illustration to the right.



Addressable Manual Station, Flush Mounting Information



Tyco, Simplex, the Simplex logo, MAPNET II, and IDNet are trademarks of Tyco International Services AG or its affiliates in the U.S. and/or other countries. Lexan is a trademark of the General Electric Co. Wiremold is a trademark of the Wiremold Company.



Tyco Safety Products Westminister • Westminister, MA • 01441-0001 • USA
www.tycosafetyproducts-usa-wm.com

S4099-0002-1 6/2003

© 2003 Tyco Safety Products Westminister. All rights reserved. All specifications and other information shown were current as of document revision date and are subject to change without notice.